

University of Colorado Degrees Awarded

	FY 2004	FY 2005	FY 2006	FY 2007	FY 2008	FY 2009	FY 2010	FY 2011	FY 2012	FY 2013	FY 2014	FY 2015	FY 2016	FY 2017	FY 2018	FY 2019	FY 2020	FY 2021	FY 2022	FY 2023	
All Degrees Awarded																					
Boulder	6,701	7,068	7,342	7,171	7,282	7,010	7,748	8,046	8,422	8,259	7,791	7,682	7,761	7,973	8,316	8,931	9,622	9,728	9,646	10,241	
Colorado Springs	1,603	1,620	1,727	1,671	1,711	1,700	1,688	1,944	1,972	1,902	2,070	2,141	2,278	2,448	2,407	2,504	2,660	2,788	2,750	2,710	
Denver	2,996	3,046	3,172	3,011	3,000	3,088	3,274	3,637	3,575	3,730	3,540	3,679	3,651	3,854	3,836	3,981	3,949	4,164	4,239	4,170	
Anschutz	679	802	788	895	947	936	926	953	1,073	1,158	1,244	1,318	1,401	1,418	1,436	1,501	1,447	1,494	1,461	1,508	
CU Total	11,979	12,536	13,029	12,748	12,940	12,734	13,636	14,580	15,042	15,049	14,645	14,820	15,091	15,693	15,995	16,917	17,678	18,174	18,096	18,629	
Bachelor Degrees																					
Boulder	5,196	5,525	5,795	5,728	5,790	5,481	6,080	6,254	6,553	6,411	6,054	5,851	5,994	6,010	6,237	6,744	7,318	7,404	7,273	7,468	
Colorado Springs	1,040	1,065	1,225	1,169	1,181	1,192	1,200	1,371	1,460	1,384	1,565	1,564	1,731	1,846	1,842	1,949	2,081	2,114	1,992	1,972	
Denver	1,387	1,352	1,356	1,402	1,480	1,497	1,643	1,819	1,742	1,951	1,972	2,130	1,891	2,128	2,191	2,355	2,417	2,604	2,458	2,307	
Anschutz	201	199	249	250	238	246	211	215	206	233	270	305	321	309	293	329	328	285	260	291	
CU Total	7,824	8,141	8,625	8,549	8,689	8,416	9,134	9,659	9,961	9,979	9,861	9,850	9,937	10,293	10,563	11,377	12,144	12,407	11,983	12,038	
Certificates																					
Colorado Springs	-	-	-	-	-	-	-	-	-	-	-	35	53	56	57	37	21	66	155	133	
Masters & Specialist Degrees																					
Boulder	1,062	1,106	1,072	962	996	1,063	1,150	1,253	1,333	1,281	1,171	1,225	1,167	1,375	1,472	1,614	1,713	1,745	1,757	2,176	
Colorado Springs	559	548	499	500	525	501	475	548	496	492	481	515	467	506	481	486	527	569	567	572	
Denver	1,576	1,673	1,786	1,575	1,490	1,553	1,606	1,789	1,784	1,725	1,530	1,502	1,707	1,673	1,584	1,510	1,455	1,483	1,661	1,778	
Anschutz	183	195	133	163	201	210	190	227	280	308	365	408	455	485	516	556	499	546	544	587	
CU Total	3,380	3,522	3,490	3,200	3,212	3,327	3,421	3,817	3,893	3,806	3,547	3,650	3,796	4,039	4,053	4,166	4,194	4,343	4,529	5,113	
Doctorate Degrees (Research & Professional)																					
Boulder	443	437	475	481	496	466	518	539	536	567	566	606	600	588	607	573	591	579	616	597	
Colorado Springs	4	7	3	2	4	7	13	25	16	26	24	26	27	40	27	32	31	39	36	33	
Denver	33	21	30	34	30	38	25	29	49	54	38	47	53	53	61	116	77	77	120	85	
Anschutz	295	408	406	482	508	480	525	511	587	617	609	605	625	624	627	616	620	663	657	630	
CU Total	775	873	914	999	1,038	991	1,081	1,104	1,188	1,264	1,237	1,284	1,305	1,305	1,322	1,337	1,319	1,358	1,429	1,345	
Degree Recipients*																					
Boulder	6,701	7,068	7,342	7,171	7,282	7,010	7,748	7,410	7,723	7,590	7,138	7,150	7,254	7,486	7,857	8,488	9,152	9,226	9,129	9,730	
Colorado Springs	1,603	1,620	1,727	1,671	1,633	1,620	1,623	1,895	1,925	1,861	2,018	2,096	2,219	2,376	2,344	2,433	2,587	2,725	2,664	2,594	
Denver	2,996	3,046	3,172	3,011	3,000	3,088	3,274	3,603	3,558	3,697	3,487	3,613	3,605	3,792	3,785	3,917	3,913	4,109	4,191	4,131	
Anschutz	679	802	788	895	947	936	926	953	1,073	1,158	1,244	1,318	1,401	1,418	1,436	1,501	1,447	1,494	1,461	1,508	
CU Total	11,979	12,536	13,029	12,748	12,862	12,654	13,571	13,861	14,279	14,306	13,887	14,177	14,479	15,072	15,422	16,339	17,099	17,554	17,445	17,963	
by Residents*																					
Boulder	4,957	5,235	5,523	5,385	5,516	5,234	5,710	5,537	5,496	5,435	5,049	4,991	5,010	5,094	5,209	5,518	5,939	5,861	5,756	5,922	
Colorado Springs	1,423	1,423	1,543	1,486	1,333	1,287	1,302	1,681	1,769	1,685	1,804	1,854	1,927	2,063	2,048	2,129	2,210	2,317	2,320	2,299	
Denver	2,475	2,643	2,831	2,717	2,732	2,706	2,901	3,142	3,009	3,088	2,871	2,822	2,884	2,974	3,018	3,129	3,146	3,314	3,415	3,246	
Anschutz	667	751	726	829	856	849	796	819	899	1,001	1,056	1,107	1,120	1,173	1,158	1,235	1,199	1,256	1,167	1,201	
CU Total	9,522	10,052	10,623	10,417	10,437	10,076	10,709	11,179	11,173	11,209	10,780	10,774	10,941	11,304	11,433	12,011	12,494	12,748	12,658	12,668	
Students of Color*																					
Boulder	755	837	958	964	1,004	914	1,085	950	1,088	1,069	1,144	1,178	1,308	1,352	1,569	1,744	2,004	2,212	2,218	2,405	
Colorado Springs	232	225	309	262	269	234	233	368	338	393	412	457	525	584	640	701	739	847	814	845	
Denver	489	517	552	512	532	553	625	683	656	760	729	873	864	1,001	988	1,178	1,315	1,400	1,479	1,391	
Anschutz	115	149	119	148	134	159	156	172	170	221	268	293	321	315	337	388	370	427	404	401	
CU Total	1,591	1,728	1,938	1,886	1,939	1,860	2,099	2,173	2,252	2,443	2,553	2,801	3,018	3,252	3,534	4,011	4,428	4,886	4,915	5,042	

Source: Compiled by University of Colorado System Office Institutional Research

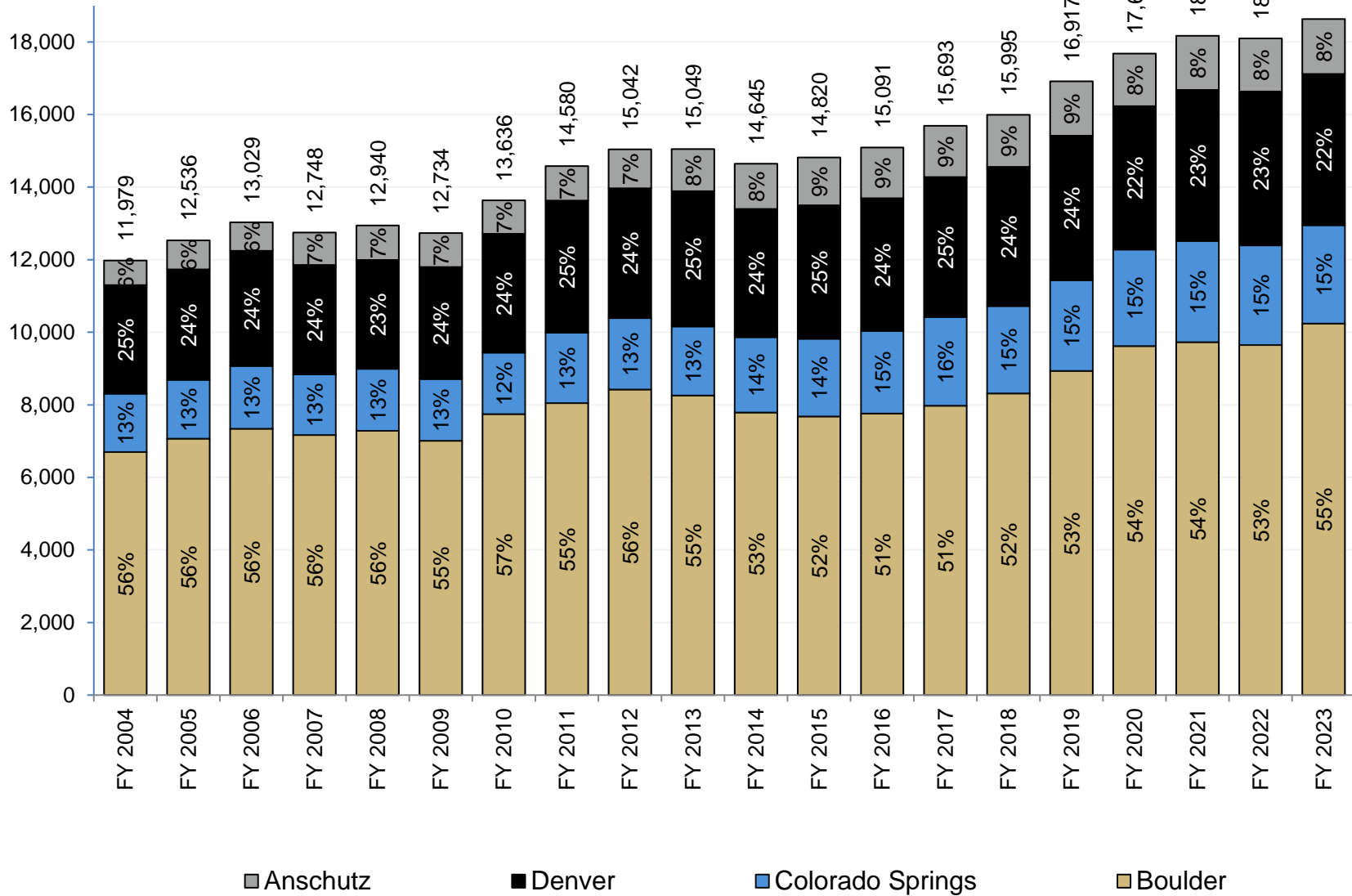
* Graduates receiving multiple bachelor degrees for double/multiple majors are counted once for their primary major; Reporting in multiple majors (Major Level) began in FY 2008

Bachelor degrees specified by degree level "21"

Minority count excludes white non-hispanic, non-resident alien, and unknown race/ethnicity

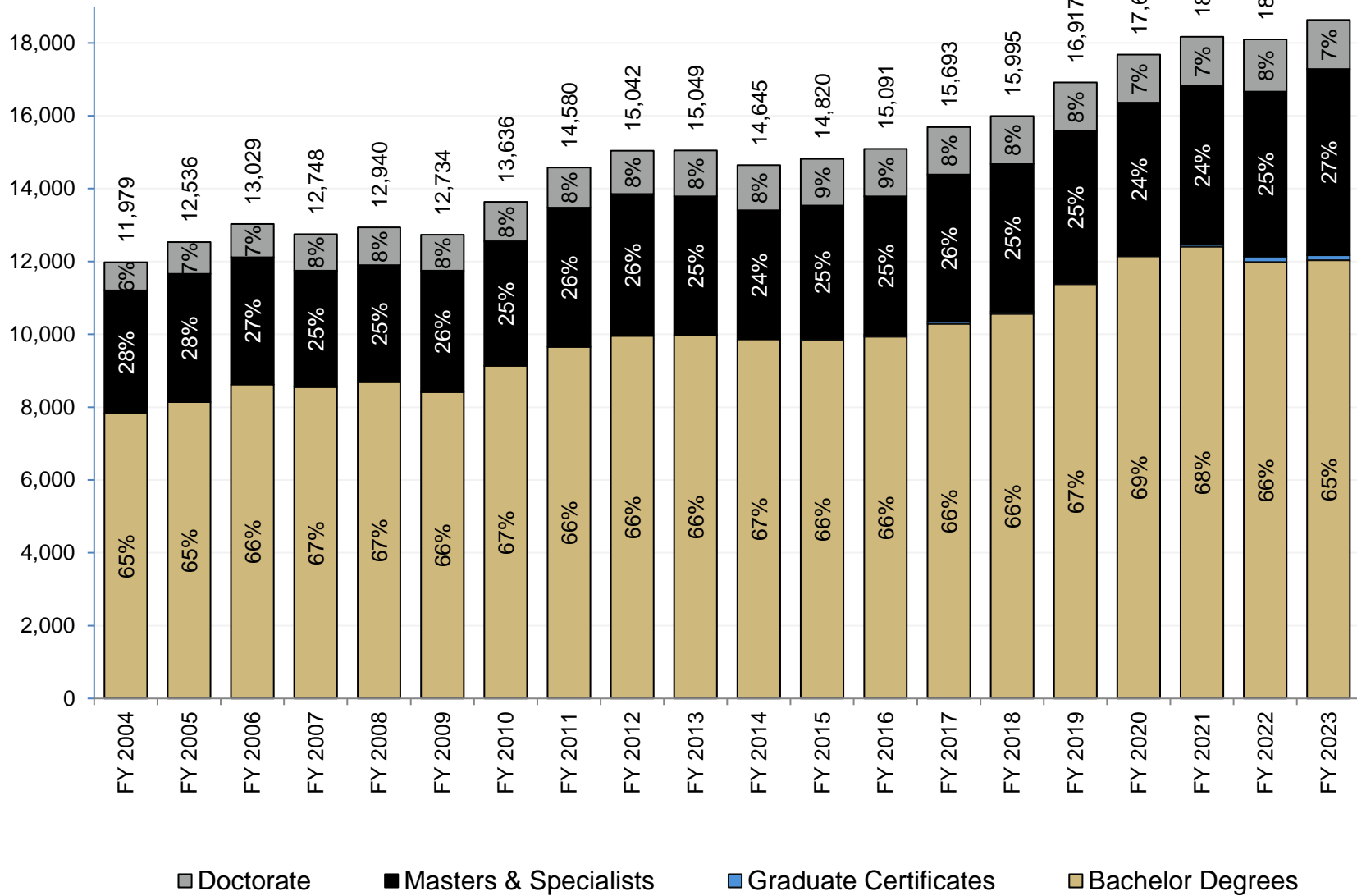
Updated September 2023

University of Colorado Degrees Awarded (includes all awards, multiple majors)



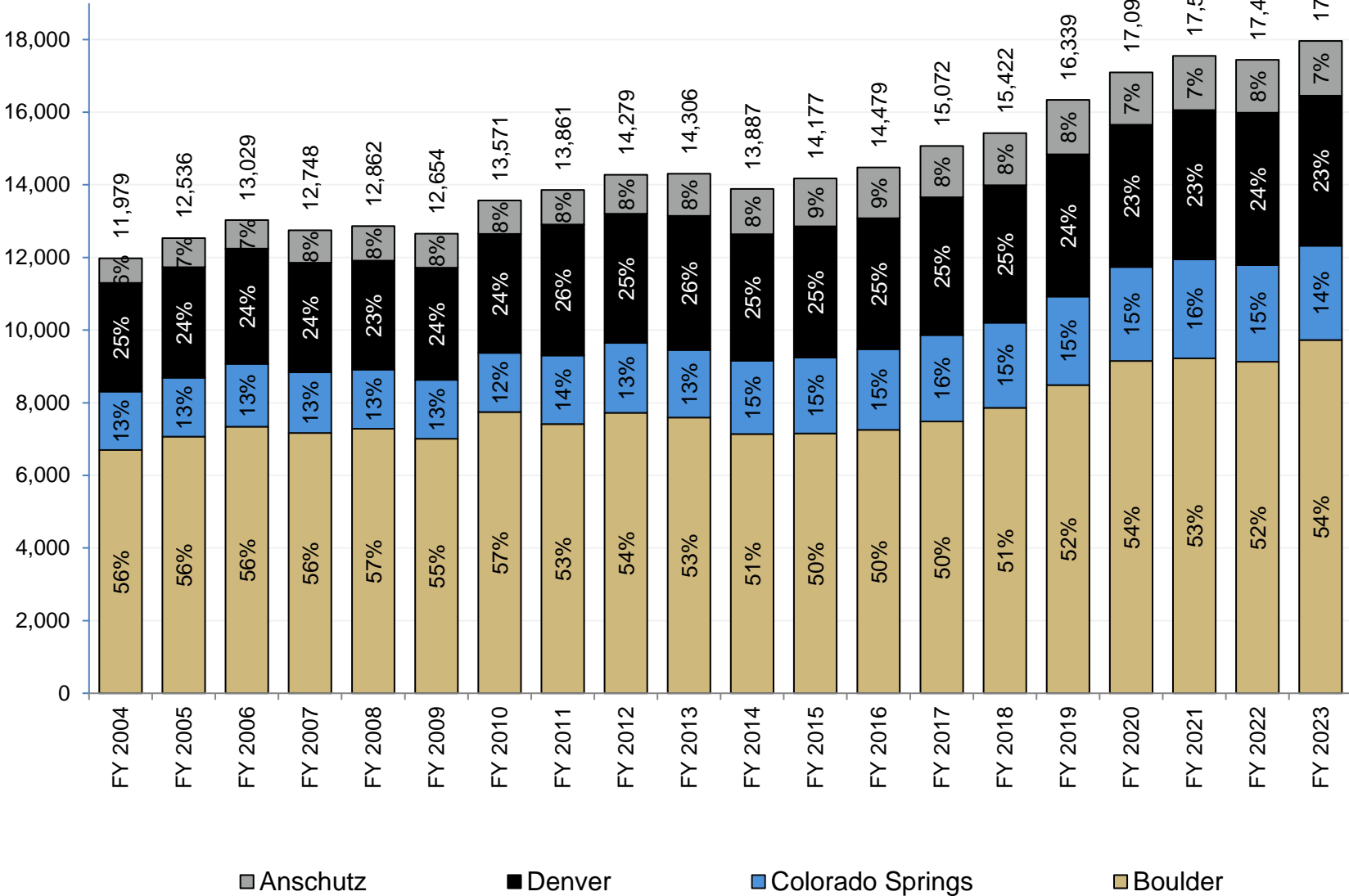
Source: Compiled by University of Colorado System Office Institutional Research

University of Colorado Degrees Awarded by Degree Level (includes all awards, multiple majors)



Source: Compiled by University of Colorado System Office Institutional Research

University of Colorado Degree Recipients (award recipient counted once per level)



Source: Compiled by University of Colorado System Office Institutional Research